

## Methods for hexafluoroacetone production (1,1,1,3,3,3-hexafluoropropanone-2)

T.E.Fiodorova

### Introduction

For the first time hexafluoroacetone (HFA) was produced in 1941 by N.Fukuhara and L.A.Bigelow by direct fluorination of acetone. HFA is an extremely toxic reactive compound with the following main physical characteristics:

- Molecular mass 166.03 (1)
- Boiling point (760 mm of mercury column) 27.5°C
- Melting point -125.45 -129°C (1)

Nonflammable HFA is an active electrophile and reacts with alkenes, ketenes, aromatic compounds, compounds containing active hydrogen atom etc. HFA does not form homopolymers but is readily copolymerized with various monomers to form chemically and heat resistant polymers. A field of HFA application is wide enough: production of solvents (hexafluoroiso-propanol, for example), pharmaceuticals and agrochemicals, anticorrosive coatings, emulsifiers, dyes etc.

### 1.HFA production from acetone and its derivatives

#### 1.1. HFA production by direct fluorination of acetone

In 1941 N. Fukuhara and L.A.Bigelow reported about a process of gas-phase fluorination of acetone by fluorine-nitrogen mixture at different ratios of  $F_2:CH_3COCH_3:N_2$ .

According to the authors, it was easy to fluorinate acetone in a reactor packed with copper gauze. The reaction products were separated and identified. The main reaction products were: HFA, monofluoroacetone, trifluoroacetyl fluoride, oxalyl fluoride, carbonyl fluoride and tetrafluoromethane. The fraction (b.p. -35- -16°C) containing HFA was separated in amount of 5-10% of the whole liquid volume (4).

The reaction of direct fluorination is dangerous and difficult to control, therefore this method was not spread widely but it is still of interest.

An attempt to use  $AgF$  (64) as a fluorinating agent for acetone fluorination should be mentioned, but it also did not find further development.

In the late 70-s, gas phase fluorination of acetone was carried out in a fused alumina reactor, a steel tube with inside alumina porous member fused as a tube. The fluorine-nitrogen mixture was fed into the tube of alumina and the compound to be fluorinated was fed into the intertubular space. The maximum temperature was 148°C, the HFA yield was 38-43%. Fluorinated acetones (from mono- to pentafluoroacetone) and a number of other products were produced as by-products (5).

The use of the low temperature gradient method in the presence of NaF at -100°C resulted in 39% HFA yield. According to the authors, sodium fluoride provided more gentle fluorination conditions and adsorbed the evolved hydrogen fluoride to form sodium bifluoride. Trifluoroacetyl fluoride and octafluoropropane were formed together with HFA. In the authors opinion, the process parameters are subject to optimization and the process can be brought to industrial implementation.

#### 1.2. HFA production from perhalogenacetones.

##### 1.2.1.Catalytic methods

### Fluorination with anhydrous hydrogen fluoride

The halogen exchange reaction between hexafluoroacetone or chloroacetones and anhydrous hydrogen fluoride in the presence of a catalyst containing chromium (III) salts is the basis of the industrial method to produce HFA (1,6).

In the early 60-s, Farbwerke, Du Pont and Allied Chem. Companies developed catalytic methods for gas phase fluorination of a number of compounds, including perhalogenacetones, in the presence of a catalyst based on Cr(III) (7,8,9). The approach described in a Hoechst AG patent used chromium oxyfluorides produced by interaction of  $\text{Cr}(\text{OH})_3$  (or "Guignet Green" commercial pigment) with hydrogen fluoride diluted with inert gas (nitrogen, argon) at a ratio of 1:10 at a temperature of 350-400°C. The atomic ratio of the elements in the catalyst produced was Cr:F:O=1: (1.5-2): (1-1.5).

Hexachloroacetone was fluorinated on the catalyst produced at 250°C to yield HFA in 81% as per hexachloroacetone (0.55M) and 4.02M HCl.

In works (8,9)  $\text{CrO}_3$  was used as a catalyst. It can be produced by  $\text{Cr}_2\text{O}_3 \cdot 2\text{H}_2\text{O}$  dehydration (8) or  $\text{CrO}_3$  reduction in an aqueous solution to form a gel-like product with following drying (10).

According to (8), HFA was produced in a tubular reactor of 3.5 m length and 5.1 cm diameter filled with 5 kg of  $\text{Cr}_2\text{O}_3$  gel. As a result of the reaction, HFA, chloropentafluoroacetone and dichlorotetrafluoroacetone were produced at hexafluoroacetone conversion of 98%.

Paper (9) describes fluorination of perhalogenacetones over  $\text{Cr}_2\text{O}_3$  catalyst produced by precipitation of *chromoxide* hydrate from a water-soluble chromium salt (nitrate, for example) with an alkali reagent followed by filtration, washing, drying and pressing into tablets. The tablets produced were preheated in a reactor at a temperature of 370 - 400°C. HFA was produced by fluorination of dichlorotetrafluoroacetone at a temperature of 330-380°C. The yield attained 21%, the rest was unreacted dichlorotetrafluoroacetone.

In the early 70-s, a continuous process to fluorinate perchloroacetone was developed using three-zone catalytic bed of chromium (III) hydroxide treated with hydrogen fluoride(11). The temperatures of every bed were different: 234-236°C, 260-271°C, 280-340°C respectively. The contact time in every bed was different also: 6-10.9 s, 3.8-4.8 s and 3.5-6.2 s. Every catalyst bed was separated with a bed of aluminum oxide. As a result, a reaction mixture containing HFA,  $\text{CF}_3\text{COF}$ ,  $\text{CF}_3\text{CHO}$  and  $\text{CF}_3\text{CF}_2\text{COCF}_3$  was produced in 95.3-97.4% yield at the total fluorination degree of 97.2-98.9%.

Work (12) proposed a mixture of oxalates of Cr (III) and Ni(II) as their hydrates ,  $\text{Cr}_2(\text{C}_2\text{O}_4)_3 \cdot 6\text{H}_2\text{O}$  and  $\text{NiC}_2\text{O}_4 \cdot 2\text{H}_2\text{O}$ , as fluorination catalyst.

A catalyst with the specific surface of 360m<sup>2</sup>/g was treated with hydrogen fluoride in a mixture with nitrogen at a ratio of 1:4.

In the 70-80s., some works were carried out with the purpose to increase the process selectivity and the catalyst life time without reduction in its activity.

It was found that chromium oxide catalysts produced by reduction of  $\text{CrO}_3$  of the " Guignet Green" pigment , precipitation of trihydroxide from aqueous solutions of Cr (III) salts possess  $\text{Cr}(\text{OH})_3$  orthorhombic crystallinity effect. Treatment of such a gel-like catalyst with water at 250°C for 20h leads to its structure transition to Cr (III) oxide hydroxide ( $\text{CrOOH}$ ) hexagonal structure.  $\text{CrOOH}$  was applied on calcium difluoride. The life time of this catalyst in the hexachloroacetone fluorination was 700h, the life time of the catalyst with orthorhombic structure was 400h (13).

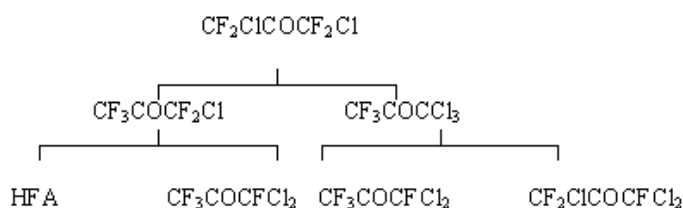
Work (14) proposed  $\text{Cr}_2\text{O}_3$  catalyst as microspheres of 0.1-0.3mm diameter according to *sol-sel* technology. The use of this catalyst in the hexachloroacetone fluorination resulted in the following reaction products: HFA (75%), chloropentafluoroacetone, small amounts of dichlorotetrafluoro-acetone and trichlorotrifluoroacetone at 76% hydrogen fluoride conversion.

Another method to produce a long-lived catalyst is described in (15).  $\text{Cr}(\text{OH})_3$  without ionic admixtures was dried and calcined at 450-550°C.

Paper (16) considers a procedure to produce  $\text{Cr}_2\text{O}_3$  by  $\text{CrO}_3$  reduction with methanol followed by activation of the  $\text{Cr}_2\text{O}_3$  produced with hydrogen fluoride and trifluorotrichloroethane at  $400^\circ\text{C}$ .

#### *Disproportionation of perhalogenacetones.*

HFA and chloropentafluoroacetone are produced by catalytic disproportionation of perhalogenacetones in the presence of  $\text{Cr}_2\text{O}_3$  in gas phase at  $225\text{-}400^\circ\text{C}$  according to the scheme:



The yield of HFA from dichlorotetrafluoroacetone is 12.2% and 40.7% from chloropentafluoroacetone. The authors believe that the advantage of this route is that the mixture of HCl and HF difficult to separate is absent, while it is formed in the fluorination with hydrogen fluoride.

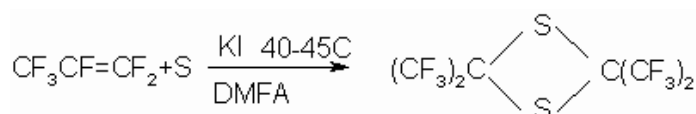
#### **1.2.2. Non-catalytic methods**

According to the authors, a simple and controlled method to produce HFA by fluorination of perhalogenketones is their interaction with KF taken in a stoichiometric amount and suspended in tetrahydrothiophene-1,2-dioxide, an inert polar solvent. HFA is produced from dichlorotetrafluoroacetone in 67% yield at a temperature of  $180\text{-}190^\circ\text{C}$  at the starting perhalogenacetone conversion of 56%. It is possible to use other fluorides: CsF, LiF, AgF but potassium fluoride is the most preferable (18).

The study of the properties of polyfluoroacetylfluorosulfates has found that their interaction with  $\text{SbF}_5$  at a temperature of  $35^\circ\text{C}$  results in the formation of HFA in yield of 77.5% yield (19).

#### **2. Hexafluoroacetone production by oxidation of hexafluorothioacetone (HFTA) dimer**

In the 80-s a method to produce HFA from 2,2,4,4-tetrakis(trifluoromethyl)-1,3-dithioethane, being hexafluorothioacetone (HFTA) dimer, and also to produce the dimer itself was developed (2,20-24). HFA was produced by treatment of the dimer with oxidizer in a medium of aprotic solvent in the presence of alkali metal fluoride as a catalyst at a temperature of  $140\text{-}149^\circ\text{C}$  in 80-89% yield. The process takes place according to the scheme:



The following substances were used as oxidizers:  $\text{HgO}$ ,  $\text{Ag}_2\text{O}$ ,  $\text{Cu}_2\text{O}$ ,  $\text{CuO}$ ,  $\text{MeIO}_3$ ,  $\text{MeIO}_4$  where Me is alkali or alkali-earth metal (21), also air,  $\text{O}_2$ ,  $\text{O}_3$ ,  $\text{NO}_2$ ,  $\text{NO}$  (22). Dimethylformamide, dimethylsulfoxide and N-methylpyrrolidone were used as aprotic solvents.

The dimer can be converted to HFA for 24 h without oxidizer fed in 25% yield. The dimer was also used, beside HFA production, to produce perfluoroisobutene by its treatment in an aprotic solvent with formaldehyde or with a compound forming formaldehyde (paraformaldehyde for example) in the presence of alkali metal fluoride at  $110\text{-}150^\circ\text{C}$  (24).

The authors considered the following as the advantage:

- the proposed method to produce the dimer is easier than that used for the dimer production earlier according to the reaction of bis(perfluoroisopropyl)mercury with sulfur vapors at  $445^\circ\text{C}$  and the yield of HFTA of 60% followed by its dimerization in the presence of excess triphenylphosphine (25).
- In comparison with the known methods to produce HFA (hexafluoro-propylene epoxidation followed by isomerization to HFA, high-temperature halogen exchange with hydrogen fluoride/ $\text{Cr(III)}$ , perfluoroisobutene oxidation), this method is

### 3. Hexafluoroacetone production by oxidation of olefins

#### 3.1. Hexafluoropropylene oxidation

A study of the hexafluoropropylene oxidation reaction in a flow-type reactor has found that fluorides such as CsF, RbF, LiF, KF and NaF catalyze this reaction. A multi-component mixture containing  $\text{CF}_3\text{COF}$ ,  $\text{COF}_2$ ,  $\text{CF}_3\text{CF}_2\text{COF}$ , HFA,  $\text{CF}_3\text{OCF}_2\text{COF}$  etc. has been produced. In addition to oxygen,  $\text{CrO}_3$  and  $\text{KMnO}_4$  may be used as an oxidizer. Works carried out in Russia have shown that chromium (VI) oxide reacts with HFP to form carbonyl compounds. The reaction was carried out in an autoclave at stirring for 3 days. The starting components were HFP, HF,  $\text{CrO}_3$ . The synthesis products were run through water, the water solution was then extracted with ether. There were produced 24% HFA and 23% of ethyl ether of trifluoroacetic acid (27).

An investigation of the HFP oxidation in HFA in details has been performed by Daikin, Japan company. A high yield of HFA was attained by oxidation with oxygen over  $\text{Al}_2\text{O}_3$  treated with  $\text{SF}_4$  at  $350^\circ\text{C}$  or with HF at  $450^\circ\text{C}$  (28). In addition to HF and  $\text{SF}_4$ , in paper (29) other promoters are mentioned:  $\text{SiF}_4$ ,  $\text{SF}_6$ ,  $\text{NH}_4\text{F}$ , organic fluorides including freons. HFA was produced in a yield of 4 to 21.2% (mol) at a temperature of  $170^\circ\text{C}$  and pressure of  $5\text{kg}/\text{cm}^2$ . Further a blend catalyst, fluorinated  $\text{Al}_2\text{O}_3$  -  $\text{SiO}_2$ , was used. The oxidation was carried out both in the presence of water and without it. The process over fluorinated aluminum oxide (without  $\text{SiO}_2$ ) was conducted in the presence of water. A mixture of hexafluoropropylene with oxygen containing water in amount of  $0.008$ - $0.0016\text{mol}/\text{HFP mol}$  was passed over the fluorinated  $\text{Al}_2\text{O}_3$  at  $175^\circ\text{C}$ . The conversion was 15.4%, selectivity 70.4% after 450 h. If the process was carried out in the absence of water, the conversion of HFP was reduced to 34.4% but the selectivity was reduced to 29.8% after 160 h (30).

Besides the catalyst based on aluminum, other ones were studied also. Paper (31) has considered the HFP oxidation process over oxides of Sn (IV), Fe (III), In (III) at a temperature of  $150$ - $300^\circ\text{C}$ . Using  $\text{SnO}_2$  catalyst and at  $250^\circ\text{C}$ , the conversion of HFP was 70.6% the selectivity to HFA 53.9%. Under the same conditions and  $\text{Fe}_2\text{O}_3$  catalyst, the figures were 49.3% and 52.4% respectively, in case of using  $\text{In}_2\text{O}_3$ : 54.1% and 52.2%.  $\text{CF}_4$  and  $\text{COF}_2$  were formed together with HFA. Comparative experiments with  $\text{V}_2\text{O}_5$  and  $\text{PbO}_2$  showed their low activity. Also, commercially produced metals of the platinum group, applied on activated carbon, have been investigated. The HFP oxidation was carried out in a circulation reactor at  $110$ - $190^\circ\text{C}$ . At the same time the process was carried out using oxides of vanadium, molybdenum and silver at  $250$  °C. The highest HFP conversion of 63.2(mol)% was reached with a 5% Ru/C catalyst at HFA selectivity of 87.4% and  $120$  °C. The use of a 0.5% Pd/C catalyst brought to 54.7% conversion and 87.4% (mol) selectivity at  $150^\circ\text{C}$ . The authors of these investigations considered the HFP oxidation the most simple and convenient method to produce HFA.

#### 3.2. Oxidation of perhalogenisobutenes

Oxidation of perhalogenisobutenes is one of the first directions in the development of HFA production methods. A.L.Henne, J.W.Shepard, J.Evan proposed their method as an alternative to the direct fluorination. Potassium permanganate directly oxidized  $(\text{CF}_3)_2\text{C}=\text{CCl}_2$  which was produced in its turn by a multi-stage method from  $\text{CF}_3\text{C}(\text{CH}_3)\text{ClCH}_2\text{Cl}$ . In spite of the multi-stage mode, the authors considered the use of commercial compounds and common operations as the advantage. The yield in every stage attained 90-95% taken into account recycle. HFA yielded in 60% (33). First, perfluoroisobutene oxidation with an aqueous solution of potassium permanganate at  $100^\circ\text{C}$  resulted in the formation of HFA hydrate which was then converted to HFA according to the Henne procedure by the hydrate addition to phosphorus (V) oxide dropwise and heating to  $30^\circ\text{C}$ . The yield of HFA attained 27%, perfluoroisobutene conversion was 67% (34).

The yield of HFA has been found low (~16%) in case of oxidation of fluorine-hydrogen containing isobutenes with potassium permanganate because this compound does not contain the halogen atom joined directly to the olefin carbon. Replacement of one hydrogen with bromine followed by oxidation with permanganate increased HFA yield to 55% (35).

Later, oxygen was proposed as an oxidizer(36). The process was carried out in a nickel tube at a temperature of  $500^\circ\text{C}$ . HFA yield was 96% of the theoretical one. The technical product contained admixtures of perfluorocyclobutane and butenes. Oxidation of another derivative of perfluoroisobutene,  $(\text{CF}_3)_2\text{C}=\text{CFOR}$  (where R=alkyl) at photoinitiation with a mercury lamp led to 19.2% yield of HFA (37).

Hydrogen peroxide in the presence of carbonates or hydroxides of alkali or alkali-earth metals may be used as an oxidizer. Perfluoroisobutene was added to 30% hydrogen peroxide and methanol, the mixture was then treated with aqueous potassium carbonate. The both stages were carried out at room temperature. HFA yield as hydrate was 40.8% (38).

#### **4. HFA production by isomerization of hexafluoropropylene oxide (HFPO)**

##### **4.1. Isomerization in the presence of fluorides**

Antimony pentafluoride was used for HFPO isomerization to HFA (39) in the early 60-s, in the 80-s the process used HFPO contact with antimony pentafluoride at a temperature of 31°C and a pressure of 0.3-13.76 MPa. HFPO conversion was 99% (40).

The following other fluorides were used:

- hydrogen fluoride in equal mass parts with HFPO. In this case HF was both the catalyst and the solvent. By this method HFA was produced in over 90% yield at 100°C. At HFPO conversion of 95.7% HFA was produced in 98.3% selectivity, at 99.1% HFPO conversion Selectivity of HFA was 94.3% (41).
- Cobalt trifluoride at a temperature of 40-90°C, the yield was 99.2% at complete HFPO conversion (42).

##### **4.2. Isomerization in the presence of the Lewis acids**

In the early 60-s a gas phase process to produce HFA by HFPO isomerization on Al<sub>2</sub>O<sub>3</sub> catalyst as spheres of 3 mm diameter on a support, 6 mm glass rings, was developed. The process temperature was 100°C, nitrogen was used as a gas-carrier. The reaction was carried out to 49% yield of HFA. At the same time a liquid-phase method at room temperature in liquid SO<sub>2</sub> in the presence of AlCl<sub>3</sub> as a catalyst was developed. HFA was produced in 79% yield (43).

But a low yield of HFA required further investigations on search of more effective catalyst.

Work (44) describes a process with the use of fluorinated alumina or silica-alumina at 170°C. The use of alumina containing 10% of fluorine resulted in HFPO conversion close to the calculated one. Catalyst regeneration was performed with oxygen.

To avoid a reduction in catalyst activity, it was proposed to carry out the isomerization in the oxygen presence (45).

Al<sub>2</sub>O<sub>3</sub> promotion with fluorine-oxygen-containing compounds such as perfluoroethylisopropylketone, perfluoroethylhexylketone, HFPO trimer increases the yield to 93.5-97.4% at 100% HFPO conversion and at a process temperature of 80-120°C. Tetrafluoroethylene and carbonyl fluoride were by-products (46).

At 100% conversion, HFA yield increases to 99.5% if Al<sub>2</sub>O<sub>3</sub> is promoted with antimony pentafluoride in amount of 0.03-0.3 equiv. blowing dry nitrogen together with antimony pentafluoride vapors through calcined aluminium oxide at a temperature of 5-100°C. The isomerization process had a temperature of 25 to 220°C (3).

97% of HFA was attained at 100% HFPO conversion using fluorinated Al<sub>2</sub>O<sub>3</sub> containing 31% fluorine (47).

In work (40) Al<sub>2</sub>O<sub>3</sub> was promoted with 0.01-0.04 mol/g of hexafluoro-propylene at 400-650°C. According to the authors, more cheap and simple in preparation is a catalyst promoted with hexafluoropropylene oxide. The yield of HFA reached 99% at HFPO conversion of 100% (49).

94% HFA yield at 98% HFPO conversion was attained using Cr<sub>2</sub>O<sub>3</sub> treated with hydrogen fluoride in a nitrogen flow at 150-250°C. The fluorine content in the catalyst reached 13% (50).

#### **5. Other methods to produce HFA.**

##### **5.1. HFA production from carbonyl compounds and ethers.**

HFA has been produced by electrochemical fluorination of CF<sub>3</sub>CO<sub>2</sub>CHCH<sub>3</sub> to produce CF<sub>3</sub>CO<sub>2</sub>CF(CF<sub>3</sub>)<sub>2</sub> followed by its treatment with sodium fluoride to form HFA and CF<sub>3</sub>COF (51).

Investigation of reactions of perfluoroalkylbromides or iodides with derivatives of carbonic acids in the presence of Zn powder has found that interaction of trifluoroethylacetate with bromotrifluoromethane at 20°C in pyridine led to the formation of HFA in 54% yield (52).

HFA and its hydrates have been produced from hepta- or octafluoroiso-butenyl ethers or their derivatives by ozonation or thermal oxidation with oxygen on an activated carbon catalyst. The produced compounds were decomposed with water. Ozonation of heptafluoroisobutenylmethyl ether led to 69.7% yield of HFA (53).

Decomposition of branched perfluoroalkyl ether fluid with anhydrous aluminum chloride in an oxygen-free medium leads to the formation of volatile products, mainly HFA and fluorine-chlorine-containing compounds and oligomers as well (54).

### **5.2. HFA production from olefins and its derivatives.**

HFA together with perfluoropropylsulfide was produced from HFP and SOF<sub>2</sub> in a close system in a tubular reactor containing CsF at 120°C for 40 hours (55).

HFA in 77% yield was produced by heating a mixture of HFPO and perfluoroisobutene for 10h at 170°C (56).

Nucleophilic oxidation of 3-chloropentafluoro-1-propene led to the formation of 3-chloropentafluoropropene-1,2,-oxide which subjected to antimony pentafluoride formed a mixture of fluorinated acetones in total yield of 81.1% at the ratio of chloropentafluoroacetone:HFA=72:28 (57).

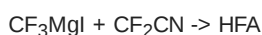
### **5.3. HFA production from HFCs.**

One of the possible ways to produce HFA and other perfluoroketones is electrochemical oxidation of aliphatic secondary and tertiary hydrofluorocarbons in a medium of fluorosulfonic acid followed by pyrolysis of perfluoroalkylsulfates obtained over cesium fluoride to the appropriate ketones (58).

In the middle 90-s a catalytic process of oxidation of hydrofluorocarbons including 1,1,1,3,3,3-hexafluoropropane with oxygen and fluorine in the presence of Al<sub>2</sub>O<sub>3</sub> catalyst at 50-300°C and the contact time of 2-60s was developed (59).

### **5.4. Other methods to produce HFA.**

The Grignard reagents can be converted to ketones including HFA as well according to the reaction:



to form HFA in 33% as per CF<sub>3</sub>MgI (60).

Diazomethane oxidation with molecular oxygen under exposure to radiation of 305nm wave length brings to the formation of HFA-O-oxide which is converted to HFA under exposure of 590nm wave length (61).

Work (62) has considered a way to produce HFA from its oximes by their heating with concentrated mineral acid (H<sub>2</sub>SO<sub>4</sub>). Oximes were produced from heptafluoroisobutyryl carbanion alkylammonium salts. HFA yield was 78%. More over, HFA is possible to produce from 1-methoxy-1-perfluoroisobutene by its interaction with sodium nitrite in 59%yield and from methoxy-2H-octafluoro-isobutane and N<sub>2</sub>O<sub>4</sub> in 51% yield. Also, HFA is formed in bis(trifluoromethyl)-sulfine photolysis (63).

## **Conclusions**

Commercially important routes to produce HFA are

- fluorination of acetone halides with hydrogen fluoride
- hexafluoropropylene oxidation
- hexafluoropropylene isomerization

All three methods are catalytic and the main problem in their development was to establish an effective catalytic system, technology of separation of the multi-component reaction mixture, purification and separation of the goal products. The method of fluorination of acetone halides was implemented in industrial production by American companies. Du Pont and

Allied Chem Corp. (Allied Signal at present), as early as in the 60s. By the 80-s no publications on further improvement of this process were found.

The method of hexafluoropropylene oxidation was developing in the 70-80s in Japan (Daikin Co Ltd) and considered as the most convenient and simple in the authors opinion. Publications on the method came to the end by the late 80-s.

Development of the process of hexafluoropropylene oxide isomerization was conducted in the USA (Du Pont and AlliedSignal), the USSR (Russia) and Japan (Asachi Glass Co, Daikin Co Ltd) since the middle 60-s to the middle 80-s. The publication of (42) is not an exception because the patent application was filed in 1980.

The publications of the last years are rather of a scientific interest but patent (59) of Allied Signal possessing great experience in development of the technology and production of HFA.

## References

1. Kirk-Othmer. *Encycl. Chem. Technol.* 3 rd Ed. 1980, v.10, p.882
2. M. Van der Puy, L.G. Anello, *Organic Syntheses*, 1985, v. 63, p. 154-159
3. I. Vilenchik and G. Iakurnova. *Pat. SU 764312*, publish 1995
4. *JACS*, 1941, v.62, p.788-791
5. *Pat. EP 31519*, 1980
6. W. Clark, R. Lagow, *J. Fluorine Chem.*, 1991, 52(1), p 37-43
7. *Pat. Fr. 1343392*, 1963
8. *Pat. Fr. 1372549*, 1964, *CA* 1965, v. 62, 6397b
9. *Pat Fr. 1369784*, 1964; *Pat Fr. 1369782*, , Allied Chem. Corp., 1964
10. *Pat. US 2271356*, 1942, *CA*, 1942, v. 36, 3509'
11. *Pat DE 2221844*, 1972, *CA* 1973, v.78, 42856
12. *Pat. DE 2221849*, 1972, *CA*, 1973, v.78, 42858
13. *Pat US 3978145*, 1976
14. *Pat EP 55652*, 1981
15. L. Marangoni, *G. Rasia. Chem .End.*, 1982, 64(3), p.135-140
16. *Pat. EP 146464*, 1985, *CA*, 1985, v.103, 123004
17. *Pat. Fr. 1369785*, 1964
18. *Pat US 3379765*, 1968
19. A.V.Fokin, A.I. Rapkin, I.N. Krotovich, *Izvestia Akad. Nauk SSSR, "Khimia"*, 1987 (6), p.1368
20. L.G. Anello, M. Van der Puy, *J. Org. Chem.*, 1982, 47(2), p.377-378
21. *Pat US 4334099*, 1982, *CA*, 1982, v.97, 109555
22. *Pat US 4337361*, 1982, *CA*, 1982, v.97, 71947
23. *Pat US 4337362*, 1982, *CA*, 1982, v.97, 71948; *Pat EP 66678*
24. *Pat EP 68080*, 1983, *CA*, 1983, v.98, 161296
25. W. Middleton, E.G. Howard, W.H. Sharkey, *J.Org. Chem*, 1965, 30, p.1375
26. J.A. Wethington, T.A. Gens, W.H. Christie, *Proc. UN Intern. Conf. Peaceful uses At Energy*. 2 nd, Geneva, 1958, v.20, 132. *CA*, 1960, v.54, 23674e
27. G.G. Belenky, L.S German, I.L. Knuniants. *Izv. Akad. Nauk SSSR, Khimia*, 1968, (7), p.1631
28. VIII Международный симпозиум по химии фтора. 1976, Киото. *Ж. ВХО им. Менделеева* 1977, т. 22. Вып. 4, с. 446
29. *Pat DE 2624349*, *Pat US 4057584*, 1977
30. *Pat DE 2738010*, 1978, *CA*, 1978, v. 88, 169602
31. *Pat EP 17171*, 1980
32. A. Kurosaki, *Chem. Lett.*, 1988 (1), p 17-20; *Pat JP 88264 Du Pont-Mitsui Fluorochemicals Co Ltd*, 1988; *CA*, 1989, v. 110, 192255
33. A. Henne, I. Shepard, I. Evan., *JACS*, 1950, 72, p.2577-2579
34. *Pat US 2617836*, 1952; W.H. Pearlson, L.I. Hals, *JACS*, 1953, 75, p. 2698
35. R.N. Haszeldine, *J. Chem. Soc.*, 1953, p. 3571
36. *Pat US 4500000*, 1980

37. Pat. JP 86 277645, 1986; CA, 1986, v.107, 39201
38. Pat. JP 86 221144, 1986; CA, 1986, v.106, 83996
39. Pat US 3213134, 1965
40. Pat US 4302608, 1981
41. Pat EP 54227, 1982,
42. Pat SU 841243, 1996, Vilenchik and others
43. Pat US 3321515, 1967; Pat FR 1416013, 1965
44. Pat JP 78 25512, 1978; CA, 1978, v.89, 59660
45. Pat US 4238416, 1980; CA, 1981, v. 94, 120873
46. Pat SU 740741 ,1980
47. Pat JP 83 62131, 1983; CA 1984, v.100,5862
48. Pat JP 85 188332, 1985; CA, 1986, v.104, 187023
49. Pat SU 859348, 1981
50. Pat JP 83 62130, 1983; CA, 1984, v.100,5861
51. Pat US 3900372, 1975; CA, 1975, v.83, 192571
52. C.Francese, M.Tordeux, C.Wekselman. Tetrahedron Lett.,1988, 29(9),p. 1029-1030; Pat EP 254652, 1988, CA, 1988, v.109, 210530
53. Pat DE 3816932, 1989; CA, 1989, v.111, 41795
54. Chem. Phys., 1994, 195(8), p.2887-28903; CA, 1994, v.121, 137260
55. Pat US 3367971, 1968; CA, 1968, v.69, 51607
56. I.L Knuniants and others, Izv. Akad. Nauk SSSR, Khimia, 1973(12), p.2725
57. Tetrahedron Letters, 1994, v. 35, 36, p.6721
58. D. Brunel, P. Moreau, J. Burdon, P. Col, J. Chem. Soc, Perkin Trans I, 1989(12), p.2283-2287; CA, 1990, v.112, 216283
59. Pat US 5629460, 1997; CA, 1997, v.126, 317177
60. J Chem. Soc., 1954, p.1273
61. W.W.Sandler, J. Org. Chem., 1988, 53(1), p. 121-126
62. Pat US 5466879, 1995; CA, 1996, v.124, 145435; PCT Int. Appl. 95 23124, 1995; CA, 1996, v. 124, 29208
63. A. Elsaesser, W. Sundermeyer, Chem. Ber., 1985, 118(11), p.4553-60
64. Pat US 2614129, 1952; CA, 1953, v. 47, 8769e